



Other Product Range



Garg

ISO 9001 : 2008 CERTIFIED COMPANY

Locks & Latches



D. P. GARG & CO. PVT. LTD.

An ISO : 9001 : 2008 , 14001 : 2004, 18001 : 2007 Certified Company

A Government of India Recognised Star Export House

B-210 B, Phase - 2, Noida - 201305 (U.P.) INDIA

Ph.: +91-120-2460071, 2460085 to 87, 3290554, 3290445 Fax : +91-120-2460083, 2424519, 2424452

Email : smg@garg-hinges.com

Visit us at : www.garg-hinges.com, www.garglocks.co.in , www.elitelocks.co.in



 **Quality the World Trusts**

LOCKS & LATCHES

CODE	DESCRIPTION	PAGE	CODE	DESCRIPTION	PAGE
LHZ0101	GRENADA	01	LHE0006	STAINLESS STEEL LEVER HANDLE GRADE 304	13
LHZ0102	SHAPED LOCK	01	LHE0007	STAINLESS STEEL LEVER HANDLE GRADE 304	13
LHZ0103	SHAPED SCROLL LOCK	01	LHE0008	STAINLESS STEEL LEVER HANDLE GRADE 304	13
LHZ0104	VICTORIAN STRAIGHT LOCK	02	LHE0009	STAINLESS STEEL LEVER HANDLE GRADE 304	14
LHZ0105	VICTORIAN SCROLL LOCK	02	LHE0010	STAINLESS STEEL LEVER HANDLE GRADE 304	14
LHZ0001	SEROS LEVER ON SQUARE ROSE	02	LHE0011	STAINLESS STEEL LEVER HANDLE GRADE 304	14
LHZ0002	ATHENA LEVER ON SQUARE ROSE	03	LHE0012	STAINLESS STEEL LEVER HANDLE GRADE 304	14
LHZ0003	ARKUS LEVER ON SQUARE ROSE	03	LHE0013	STAINLESS STEEL LEVER HANDLE GRADE 304	15
LHZ0004	OXFORD LEVER ON SQUARE ROSE	03	LHE0014	STAINLESS STEEL LEVER HANDLE GRADE 304	15
LHZ0005	MILO LEVER ON SQUARE ROSE	03	LHE0015	STAINLESS STEEL LEVER HANDLE GRADE 304	15
LHZ0006	SEROS LEVER ON CHAMFERED SQUARE ROSE	04	LHE0016	STAINLESS STEEL LEVER HANDLE GRADE 304	15
LHZ0007	ATHENA LEVER ON CHAMFERED SQUARE ROSE	04	LHE0021	STAINLESS STEEL LEVER HANDLE GRADE 304	16
LHZ0008	ARKUS LEVER ON CHAMFERED SQUARE ROSE	04	LHE0022	STAINLESS STEEL LEVER HANDLE GRADE 304	16
LHZ0009	OXFORD LEVER ON CHAMFERED SQUARE ROSE	05	LHE0023	STAINLESS STEEL LEVER HANDLE GRADE 304	16
LHZ0010	MILO LEVER ON CHAMFERED SQUARE ROSE	05	LHE0024	STAINLESS STEEL LEVER HANDLE GRADE 304	16
LHZ0011	OLIVIA LEVER ON CHAMFERED ROUND ROSE	05	LHE0025	STAINLESS STEEL LEVER HANDLE GRADE 304	17
LHZ0012	ALEXANDER LEVER ON CHAMFERED ROUND ROSE	06	LHE0026	STAINLESS STEEL LEVER HANDLE GRADE 304	17
LHZ0013	MITRED LEVER ON CHAMFERED ROUND ROSE	06	LHE0027	STAINLESS STEEL LEVER HANDLE GRADE 304	17
LHZ0014	SCROLL LEVER ON CHAMFERED ROUND ROSE	06	LHE0028	STAINLESS STEEL LEVER HANDLE GRADE 304	17
LHZ0015	INOXIA LEVER ON CHAMFERED ROUND ROSE	07	LHE0029	STAINLESS STEEL LEVER HANDLE GRADE 304	18
LHZ0016	THAME LEVER ON CHAMFERED ROUND ROSE	07	LHE0030	STAINLESS STEEL LEVER HANDLE GRADE 304	18
LHZ0017	STYLO LEVER ON CHAMFERED ROUND ROSE	07	LHE0102	STAINLESS STEEL LEVER HANDLE GRADE 304	18
LHZ0018	OLIVIA LEVER ON ROUND ROSE	08	LHE0103	STAINLESS STEEL LEVER HANDLE GRADE 304	18
LHZ0019	ALEXANDER LEVER ON ROUND ROSE	08	LHE0104	STAINLESS STEEL LEVER HANDLE GRADE 304	19
LHZ0020	MITRED LEVER ON ROUND ROSE	08	LHE0201	STAINLESS STEEL LEVER HANDLE GRADE 304	19
LHZ0021	SCROLL LEVER ON ROUND ROSE	08	LHE0202	STAINLESS STEEL LEVER HANDLE GRADE 304	19
LHZ0022	INOXIA LEVER ON ROUND ROSE	09	LHE0203	STAINLESS STEEL LEVER HANDLE GRADE 304	19
LHZ0023	THAME LEVER ON ROUND ROSE	09	00	ROSE ESCUTCHEON	20
LHZ0024	STYLO LEVER ON ROUND ROSE	09	00	D SHAPE PULL HANDLE	20
LHZ0025	OLIVIA LEVER ON OVAL ROSE	10	00	T BAR PULL HANDLE	21
LHZ0026	ALEXANDER LEVER ON OVAL ROSE	10	00	CYLINDER PULLS	21
LHZ0027	MITRED LEVER ON OVAL ROSE	10	00	T BAR CABINET HANDLE	22
LHZ0028	SCROLL LEVER ON OVAL ROSE	10	GF0551	BALES CATCH	23
LHZ0029	INOXIA LEVER ON OVAL ROSE	11	GPL0251	MAGNETIC CATCH	23
LHZ0030	THAME LEVER ON OVAL ROSE	11	GB2801	BRASS DOUBLE BALL CATCH	23
LHZ0031	STYLO LEVER ON OVAL ROSE	11	GF070	DOUBLE ROLLER CATCH	24
LHE0001	STAINLESS STEEL LEVER HANDLE GRADE 304	12	GF0351	ADJUSTABLE ROLLER CATCH	24
LHE0002	STAINLESS STEEL LEVER HANDLE GRADE 304	12	GF361	ROLLER BOLT CATCH	24
LHE0003	STAINLESS STEEL LEVER HANDLE GRADE 304	12	GF0824	CUPBOARD CATCH	24
LHE0004	STAINLESS STEEL LEVER HANDLE GRADE 304	12			
LHE0005	STAINLESS STEEL LEVER HANDLE GRADE 304	13			

LOCKS & LATCHES

CODE	DESCRIPTION	PAGE	CODE	DESCRIPTION	PAGE
LAL0001	TUBULAR LATCH	25	ADSB0102	DOOR VIEWER	37
LAL0011	TUBULAR LATCH BOLT THRU	25	ADSB0101	DOOR VIEWER	37
LAL0021	TUBULAR LATCH BOLT THRU WITH STEEL FOLLOWER	25	ADSZ0003	SECURITY DOOR CHAIN	37
LAL0031	TUBULAR LATCH BOLT THRU WITH REMOVABLE FACE PLATE	26	ADSZ0004	CONCEALED SECURITY DOOR CHAIN	37
LAL0081	BABY LATCH	26	ADSZ0005	CONCEALED SECURITY DOOR CHAIN	37
LAL0051	ENDURO BABY LATCH	26	ADSM009	SECURITY DOOR CHAIN	37
LAL0101	ARCHITECTURAL TUBULAR LATCH	27	ADSM010	SECURITY DOOR CHAIN	37
LAL1000	PRESS LOCK	27	0	MUITLI PURPOSE LOCK	38
LAL1001	RIM DEAD LOCK (LATCH LOCK)	27	0	CYLINDER NIGHTLATCH	38
LAL1011	RIM DEAD LOCK 4" X 3"	28	0	SECURITY DOOR CHAIN	38
LAL1021	RIM LOCK 5" X 3"	28	00	SECURITY DOOR GUARD	38
LAL1031	RIM LOCK FLUTED	28	00	NIGHTLATCH	38
LAL1200	3 LEVER MORTISE SASH LOCK	29	00	SECURITY BOLT	38
LAL1210	BATHROOM LOCK	29	00	OVAL PROFILE LOCK BODY	38
LAL1220	3 LEVER DEAD LOCK	29	00	EURO PROFILE MORTISE LOCK BODY	38
LAL1300	3 LEVER MORTISE SASH LOCK TYPE -2	30	00	5 LEVER DEAD LOCK	38
LAL1310	BATHROOM LOCK TYPE - 2	30	00	SIGNAGES	39
LAL1400	3 LEVER MORTISE SASH LOCK TYPE - 3	30	00	TUBULAR DEAD BOLT	39
LAL1410	BATHROOM LOCK TYPE -3	31	00	HEAVY DUTY ARCHITECTURAL TUBULAR LATCH	39
LAL1300	5 LEVER LORTISE SASH LOCK	31	00	KEY FINISHES	40
LAL2000	EURO PROFILE CYLINDER 2C & CK	31			
LAL3000	ENDURO LOCK BODY	32			
LAL3200	ENDURO JUNIOR LOCK BODY	32			
LAL3250	DEAD LOCK DOUBLE JAW TYPE	32			
LAL3251	DEAD LOCK FOR SLIDING DOOR	33			
LAL3252	SLIDING DOOR DEAD LOCK NARROW BODY	33			
LAL3253	ROLLER CATCH LOCK FOR BOTH SIDE OPENING DOOR	33			
LAL4000	EURO PROFILE CYLINDER LOCK BODY	34			
LAL4100	BATHROOM LOCK BODY	34			
LAL4200	LATCH BOLT	35			
LAL4300	DEAD LOCK	35			
GB1171	BRASS DRAWER LOCK	35			
GBL1201	BRASS DOOR RACK BOLT	36			
70010	HINGE BOLT	36			
70020	DEAD HINGE BOLT	36			
ADSB0101	DOOR VIEWER	37			



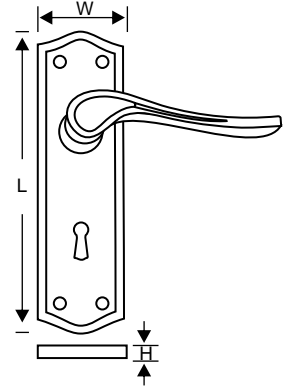
LHZ0101

GRENADA



NAME	LENGTH	WIDTH	HEIGHT	CD	WT/SET	SET IN INNER	SET IN OUTER
LEVER LOCK	170	50	9.6	57	0.650	1	10
LATCH	170	50	9.6	-	0.650	1	20
EURO PROFILE	170	50	9.6	47.5	0.650	1	10
OVAL PROFILE	170	50	9.6	48.5	0.650	1	10

Finish Available - NP, BNLP, PP, ACB, ORB, CP, BND, PMP, ACM, ORBM, ABLP, SB, SNP, DC, BPC, WPC, IPC, ABPC, ABPC, ACPC, PP, SP, ACMP



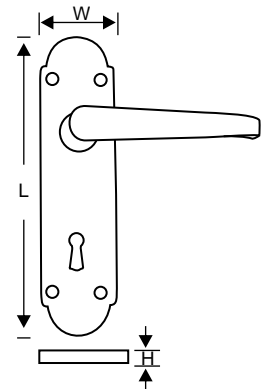
LHZ0102

SHAPED LOCK



NAME	LENGTH	WIDTH	HEIGHT	CD	WT/SET	SET IN INNER	SET IN OUTER
LEVER LOCK	170	40	9	57	0.418	1	10
LATCH	170	40	9	-	0.418	1	20
EURO PROFILE	170	40	9	47.8	0.418	1	10
OVAL PROFILE	170	40	9	48.5	0.418	1	10

Finish Available - NP, BNLP, PP, ACB, ORB, CP, BND, PMP, ACM, ORBM, ABLP, SB, SNP, DC, BPC, WPC, IPC, ABPC, ABPC, ACPC, PP, SP, ACMP



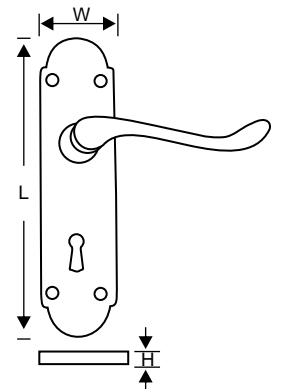
LHZ0103

SHAPED SCROLL LOCK



NAME	LENGTH	WIDTH	HEIGHT	CD	WT/SET	SET IN INNER	SET IN OUTER
LEVER LOCK	170	40	9	57	0.426	1	10
LATCH	170	40	9	-	0.426	1	20
EURO PROFILE	170	40	9	47.5	0.426	1	10
OVAL PROFILE	170	40	9	48.5	0.426	1	10

Finish Available - NP, BNLP, PP, ACB, ORB, CP, BND, PMP, ACM, ORBM, ABLP, SB, SNP, DC, BPC, WPC, IPC, ABPC, ABPC, ACPC, PP, SP, ACMP

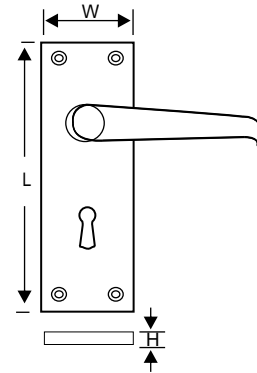


LHZ0104 VICTORIAN STRAIGHT LOCK



NAME	LENGTH	WIDTH	HEIGHT	CD	WT/SET	SET IN INNER	SET IN OUTER
LEVER LOCK	153	40	10	57	0.410	1	10
LATCH	118	40	9	-	0.376	1	20
EURO PROFILE	153	40	10	47.5	0.410	1	10
OVAL PROFILE	153	40	10	48.5	0.410	1	10

Finish Available - NP, BNL, PP, ACB, ORB, CP, BND, PMP, ACM, ORBM, ABLP, SB, SNP, DC, BPC, WPC, IPC, ABPC, ABPC, ACPC, PP, SP, ACMP

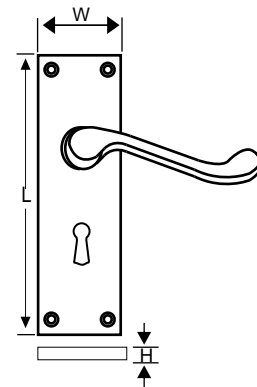


LHZ0105 VICTORIAN SCROLL LOCK

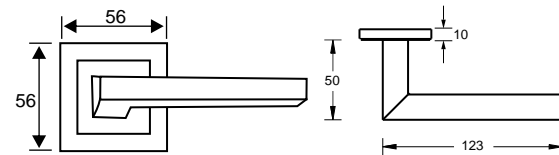


NAME	LENGTH	WIDTH	HEIGHT	CD	WT/SET	SET IN INNER	SET IN OUTER
LEVER LOCK	153	40	10	57	0.418	1	10
LATCH	118	40	9	-	0.384	1	20
EURO PROFILE	153	40	10	47.5	0.418	1	10
OVAL PROFILE	153	40	10	48.5	0.418	1	10

Finish Available - NP, BNL, PP, ACB, ORB, CP, BND, PMP, ACM, ORBM, ABLP, SB, SNP, DC, BPC, WPC, IPC, ABPC, ABPC, ACPC, PP, SP, ACMP

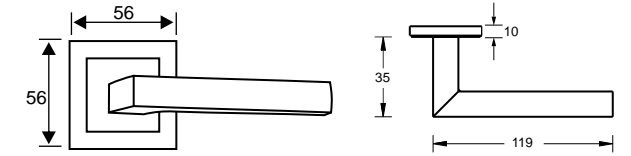


LHZ0001 SEROS LEVER ON SQUARE ROSE



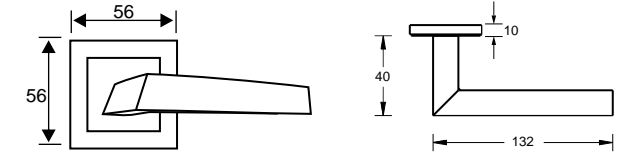
Finish Available - NP, BNL, PP, ACB, ORB, CP, BND, PMP, ACM, ORBM, ABLP, SB, SNP, DC, BPC, WPC, IPC, ABPC, ABPC, ACPC, PP, SP, ACMP

LHZ0002 ATHENA LEVER ON SQUARE ROSE



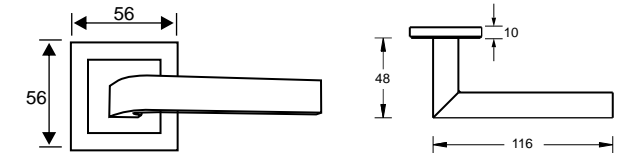
Finish Available - NP, BNL, PP, ACB, ORB, CP, BND, PMP, ACM, ORBM, ABLP, SB, SNP, DC, BPC, WPC, IPC, ABPC, ABPC, ACPC, PP, SP, ACMP

LHZ0003 ARKUS LEVER ON SQUARE ROSE



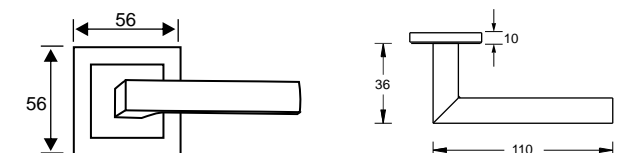
Finish Available - NP, BNL, PP, ACB, ORB, CP, BND, PMP, ACM, ORBM, ABLP, SB, SNP, DC, BPC, WPC, IPC, ABPC, ABPC, ACPC, PP, SP, ACMP

LHZ0004 OXFORD LEVER ON SQUARE ROSE



Finish Available - NP, BNL, PP, ACB, ORB, CP, BND, PMP, ACM, ORBM, ABLP, SB, SNP, DC, BPC, WPC, IPC, ABPC, ABPC, ACPC, PP, SP, ACMP

LHZ0005 MILO LEVER ON SQUARE ROSE

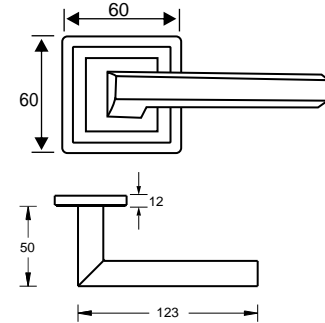


Finish Available - NP, BNL, PP, ACB, ORB, CP, BND, PMP, ACM, ORBM, ABLP, SB, SNP, DC, BPC, WPC, IPC, ABPC, ABPC, ACPC, PP, SP, ACMP

LHZ0006 SEROS LEVER ON CHAMFERED SQUARE ROSE



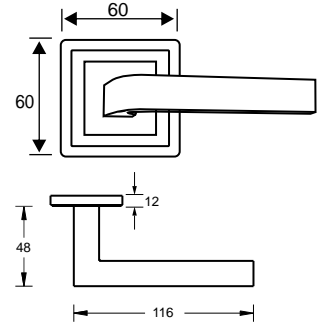
Finish Available - NP, BNLP, PP, ACB, ORB, CP, BND, PMP, ACM, ORBM, ABLP, SB, SNP, DC, BPC, WPC, IPC, ABPC, ABPC, ACPC, PP, SP, ACMP



LHZ0009 OXFORD LEVER ON CHAMFERED SQUARE ROSE



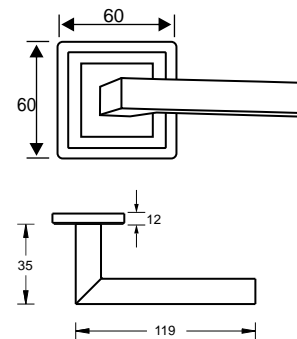
Finish Available - NP, BNLP, PP, ACB, ORB, CP, BND, PMP, ACM, ORBM, ABLP, SB, SNP, DC, BPC, WPC, IPC, ABPC, ABPC, ACPC, PP, SP, ACMP



LHZ0007 ATHENA LEVER ON CHAMFERED SQUARE ROSE



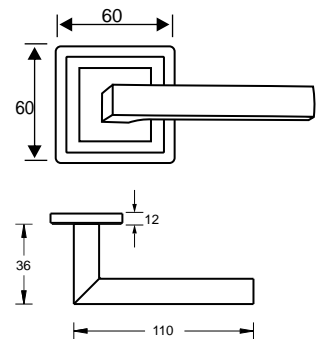
Finish Available - NP, BNLP, PP, ACB, ORB, CP, BND, PMP, ACM, ORBM, ABLP, SB, SNP, DC, BPC, WPC, IPC, ABPC, ABPC, ACPC, PP, SP, ACMP



LHZ0010 MILO LEVER ON CHAMFERED SQUARE ROSE



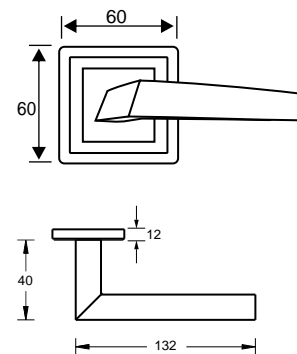
Finish Available - NP, BNLP, PP, ACB, ORB, CP, BND, PMP, ACM, ORBM, ABLP, SB, SNP, DC, BPC, WPC, IPC, ABPC, ABPC, ACPC, PP, SP, ACMP



LHZ0008 ARKUS LEVER ON CHAMFERED SQUARE ROSE



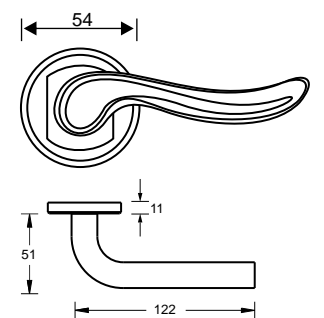
Finish Available - NP, BNLP, PP, ACB, ORB, CP, BND, PMP, ACM, ORBM, ABLP, SB, SNP, DC, BPC, WPC, IPC, ABPC, ABPC, ACPC, PP, SP, ACMP



LHZ0011 OLIVIA LEVER ON CHAMFERED ROUND ROSE



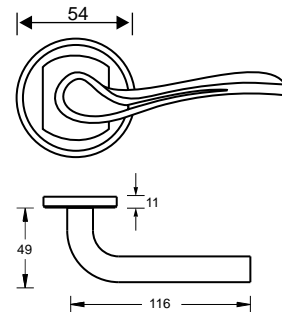
Finish Available - NP, BNLP, PP, ACB, ORB, CP, BND, PMP, ACM, ORBM, ABLP, SB, SNP, DC, BPC, WPC, IPC, ABPC, ABPC, ACPC, PP, SP, ACMP



LHZ0012 ALEXANDER LEVER ON CHAMFERED ROUND ROSE



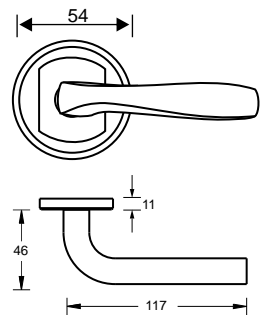
Finish Available - NP, BNLP, PP, ACB, ORB, CP, BND, PMP, ACM, ORBM, ABLP, SB, SNP, DC, BPC, WPC, IPC, ABPC, ABPC, ACPC, PP, SP, ACMP



LHZ0015 INOXIA LEVER ON CHAMFERED ROUND ROSE



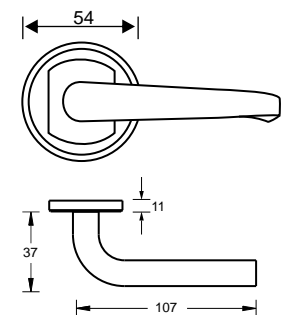
Finish Available - NP, BNLP, PP, ACB, ORB, CP, BND, PMP, ACM, ORBM, ABLP, SB, SNP, DC, BPC, WPC, IPC, ABPC, ABPC, ACPC, PP, SP, ACMP



LHZ0013 MITRED LEVER ON CHAMFERED ROUND ROSE



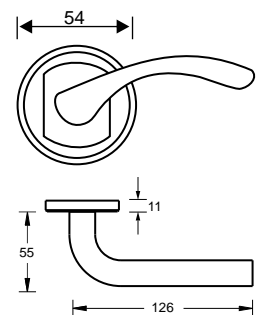
Finish Available - NP, BNLP, PP, ACB, ORB, CP, BND, PMP, ACM, ORBM, ABLP, SB, SNP, DC, BPC, WPC, IPC, ABPC, ABPC, ACPC, PP, SP, ACMP



LHZ0016 THAME LEVER ON CHAMFERED ROUND ROSE



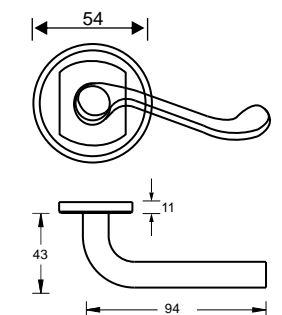
Finish Available - NP, BNLP, PP, ACB, ORB, CP, BND, PMP, ACM, ORBM, ABLP, SB, SNP, DC, BPC, WPC, IPC, ABPC, ABPC, ACPC, PP, SP, ACMP



LHZ0014 SCROLL LEVER ON CHAMFERED ROUND ROSE



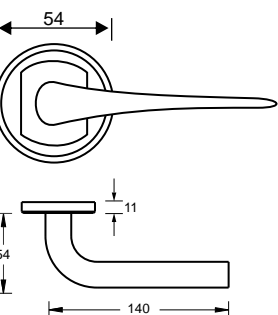
Finish Available - NP, BNLP, PP, ACB, ORB, CP, BND, PMP, ACM, ORBM, ABLP, SB, SNP, DC, BPC, WPC, IPC, ABPC, ABPC, ACPC, PP, SP, ACMP



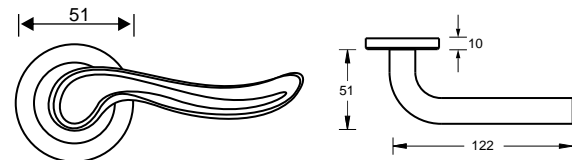
LHZ0017 STYLO LEVER ON CHAMFERED ROUND ROSE



Finish Available - NP, BNLP, PP, ACB, ORB, CP, BND, PMP, ACM, ORBM, ABLP, SB, SNP, DC, BPC, WPC, IPC, ABPC, ABPC, ACPC, PP, SP, ACMP

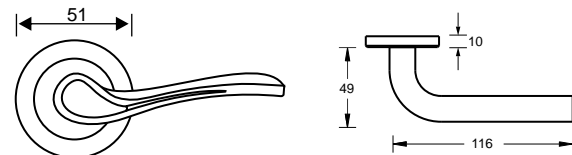


LHZ0018 OLIVIA LEVER ON ROUND ROSE



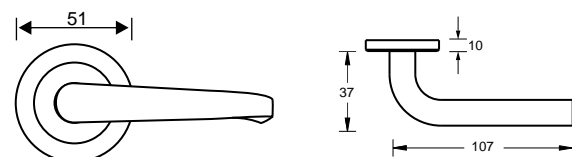
Finish Available - NP, BNLP, PP, ACB, ORB, CP, BND, PMP, ACM, ORBM, ABLP, SB, SNP, DC, BPC, WPC, IPC, ABPC, ABPC, ACPC, PP, SP, ACMP

LHZ0019 ALEXANDER LEVER ON ROUND ROSE



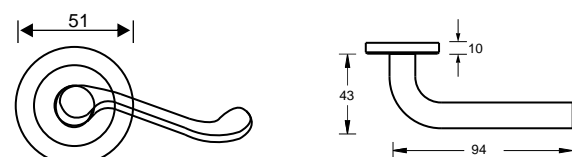
Finish Available - NP, BNLP, PP, ACB, ORB, CP, BND, PMP, ACM, ORBM, ABLP, SB, SNP, DC, BPC, WPC, IPC, ABPC, ABPC, ACPC, PP, SP, ACMP

LHZ0020 MITRED LEVER ON ROUND ROSE



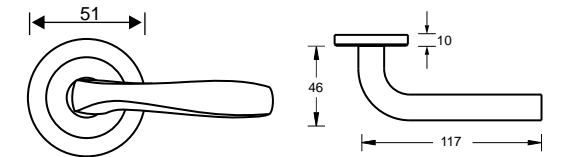
Finish Available - NP, BNLP, PP, ACB, ORB, CP, BND, PMP, ACM, ORBM, ABLP, SB, SNP, DC, BPC, WPC, IPC, ABPC, ABPC, ACPC, PP, SP, ACMP

LHZ0021 SCROLL LEVER ON ROUND ROSE



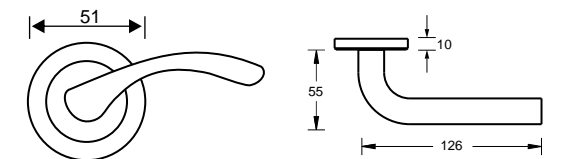
Finish Available - NP, BNLP, PP, ACB, ORB, CP, BND, PMP, ACM, ORBM, ABLP, SB, SNP, DC, BPC, WPC, IPC, ABPC, ABPC, ACPC, PP, SP, ACMP

LHZ0022 INOXIA LEVER ON ROUND ROSE



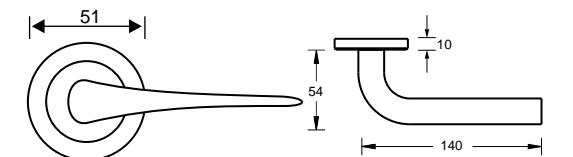
Finish Available - NP, BNLP, PP, ACB, ORB, CP, BND, PMP, ACM, ORBM, ABLP, SB, SNP, DC, BPC, WPC, IPC, ABPC, ABPC, ACPC, PP, SP, ACMP

LHZ0023 THAME LEVER ON ROUND ROSE



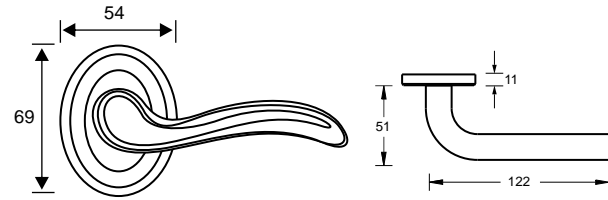
Finish Available - NP, BNLP, PP, ACB, ORB, CP, BND, PMP, ACM, ORBM, ABLP, SB, SNP, DC, BPC, WPC, IPC, ABPC, ABPC, ACPC, PP, SP, ACMP

LHZ0024 STYLO LEVER ON ROUND ROSE



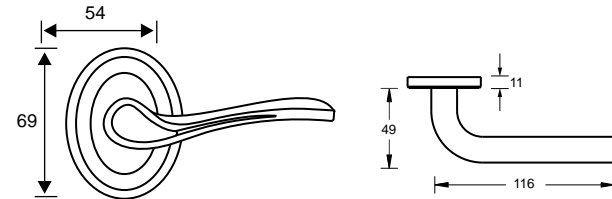
Finish Available - NP, BNLP, PP, ACB, ORB, CP, BND, PMP, ACM, ORBM, ABLP, SB, SNP, DC, BPC, WPC, IPC, ABPC, ABPC, ACPC, PP, SP, ACMP

LHZ0025 OLIVIA LEVER ON OVAL ROSE



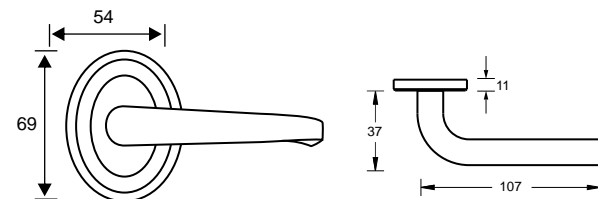
Finish Available - NP, BNLP, PP, ACB, ORB, CP, BND, PMP, ACM, ORBM, ABLP, SB, SNP, DC, BPC, WPC, IPC, ABPC, ABPC, ACPC, PP, SP, ACMP

LHZ0026 ALEXANDER LEVER ON OVAL ROSE



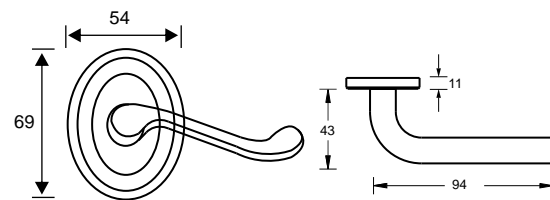
Finish Available - NP, BNLP, PP, ACB, ORB, CP, BND, PMP, ACM, ORBM, ABLP, SB, SNP, DC, BPC, WPC, IPC, ABPC, ABPC, ACPC, PP, SP, ACMP

LHZ0027 MITRED LEVER ON OVAL ROSE



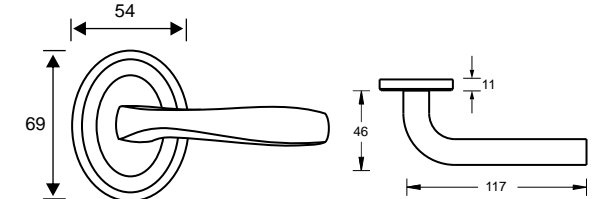
Finish Available - NP, BNLP, PP, ACB, ORB, CP, BND, PMP, ACM, ORBM, ABLP, SB, SNP, DC, BPC, WPC, IPC, ABPC, ABPC, ACPC, PP, SP, ACMP

LHZ0028 SCROLL LEVER ON OVAL ROSE



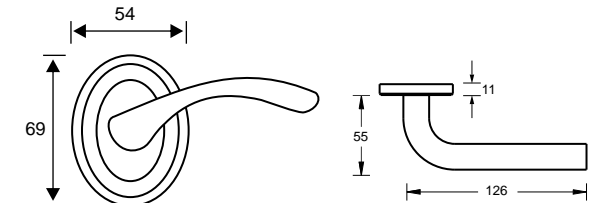
Finish Available - NP, BNLP, PP, ACB, ORB, CP, BND, PMP, ACM, ORBM, ABLP, SB, SNP, DC, BPC, WPC, IPC, ABPC, ABPC, ACPC, PP, SP, ACMP

LHZ0029 INOXIA LEVER ON OVAL ROSE



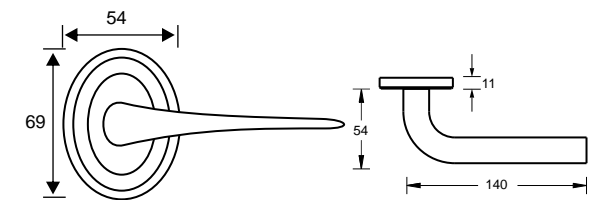
Finish Available - NP, BNLP, PP, ACB, ORB, CP, BND, PMP, ACM, ORBM, ABLP, SB, SNP, DC, BPC, WPC, IPC, ABPC, ABPC, ACPC, PP, SP, ACMP

LHZ0030 THAME LEVER ON OVAL ROSE



Finish Available - NP, BNLP, PP, ACB, ORB, CP, BND, PMP, ACM, ORBM, ABLP, SB, SNP, DC, BPC, WPC, IPC, ABPC, ABPC, ACPC, PP, SP, ACMP

LHZ0031 STYLO LEVER ON OVAL ROSE



Finish Available - NP, BNLP, PP, ACB, ORB, CP, BND, PMP, ACM, ORBM, ABLP, SB, SNP, DC, BPC, WPC, IPC, ABPC, ABPC, ACPC, PP, SP, ACMP

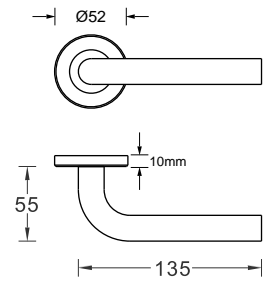


LHE0001

GRADE 304



Note : Also Available As Unsprung Lever With Rose Height 5mm

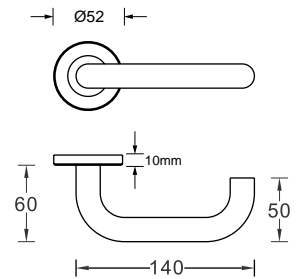


LHE0002

GRADE 304



Note : Also Available As Unsprung Lever With Rose Height 5mm

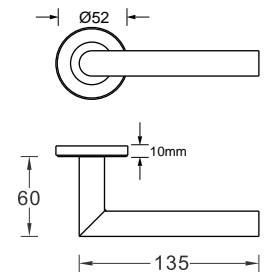


LHE0003

GRADE 304



Note : Also Available As Unsprung Lever With Rose Height 5mm

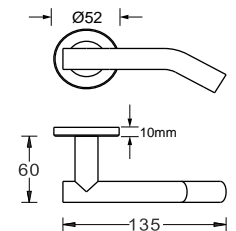


LHE0004

GRADE 304



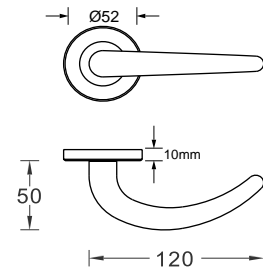
Note : Also Available As Unsprung Lever With Rose Height 5mm



LHE0005



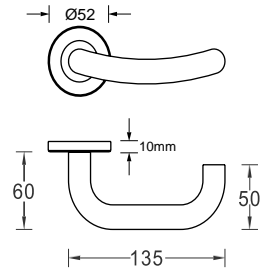
Note : Also Available As Unsprung Lever With Rose Height 5mm



LHE0009



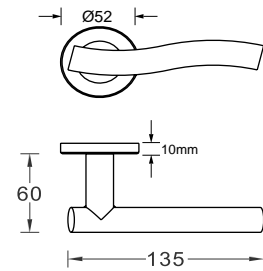
Note : Also Available As Unsprung Lever With Rose Height 5mm



LHE0006



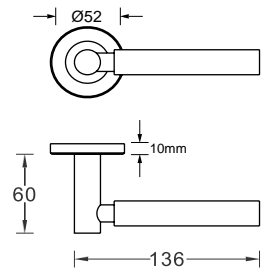
Note : Also Available As Unsprung Lever With Rose Height 5mm



LHE0010



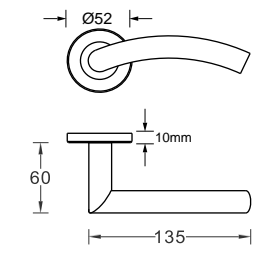
Note : Also Available As Unsprung Lever With Rose Height 5mm



LHE0007



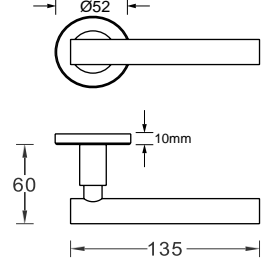
Note : Also Available As Unsprung Lever With Rose Height 5mm



LHE0011



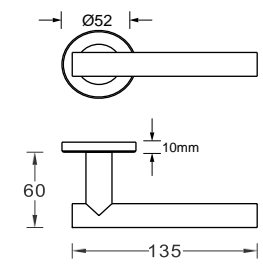
Note : Also Available As Unsprung Lever With Rose Height 5mm



LHE0008



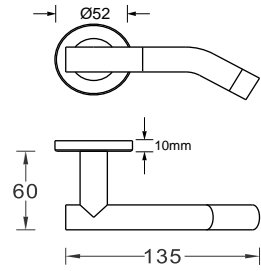
Note : Also Available As Unsprung Lever With Rose Height 5mm



LHE0012



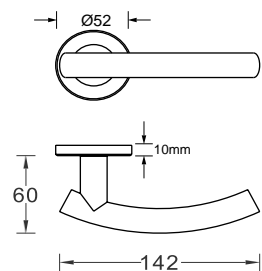
Note : Also Available As Unsprung Lever With Rose Height 5mm



LHE0013



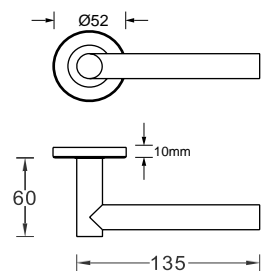
Note : Also Available As Unsprung Lever With Rose Height 5mm



LHE0014



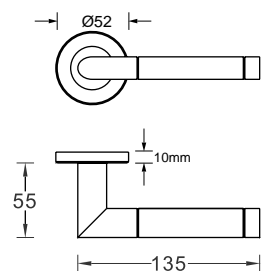
Note : Also Available As Unsprung Lever With Rose Height 5mm



LHE0015



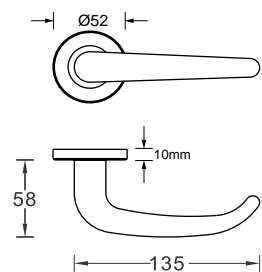
Note : Also Available As Unsprung Lever With Rose Height 5mm



LHE0016



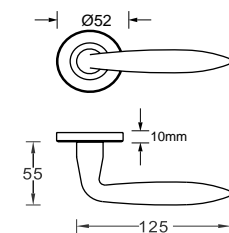
Note : Also Available As Unsprung Lever With Rose Height 5mm



LHE0020



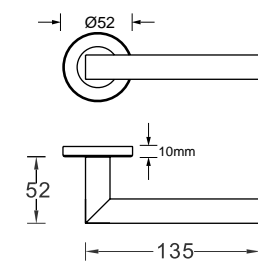
Note : Also Available As Unsprung Lever With Rose Height 5mm



LHE0021



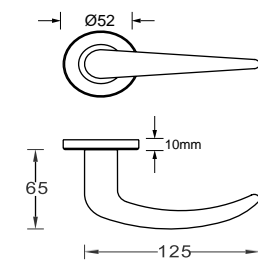
Note : Also Available As Unsprung Lever With Rose Height 5mm



LHE0022



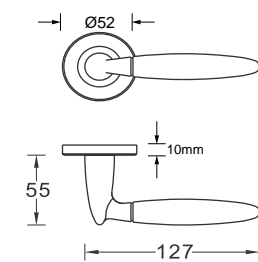
Note : Also Available As Unsprung Lever With Rose Height 5mm



LHE0023



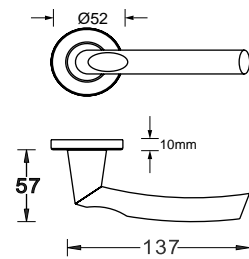
Note : Also Available As Unsprung Lever With Rose Height 5mm



LHE0024



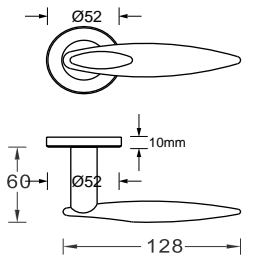
Note : Also Available As Unsprung Lever With Rose Height 5mm



LHE0029



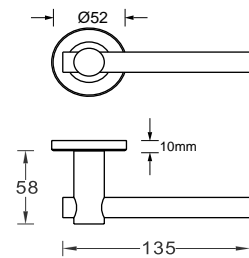
Note : Also Available As Unsprung Lever With Rose Height 5mm



LHE0025



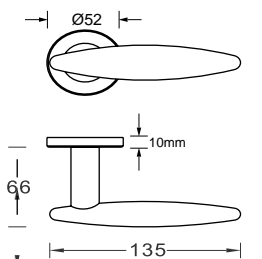
Note : Also Available As Unsprung Lever With Rose Height 5mm



LHE0030



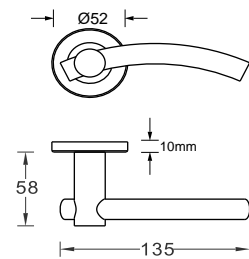
Note : Also Available As Unsprung Lever With Rose Height 5mm



LHE0026



Note : Also Available As Unsprung Lever With Rose Height 5mm

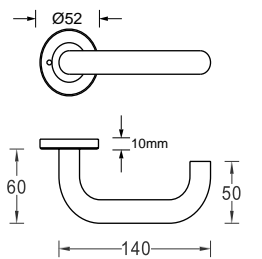


LHE0102

WITH PRIVACY FUNCTION



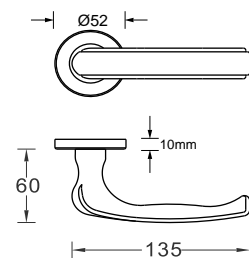
Note : Also Available As Unsprung Lever With Rose Height 5mm



LHE0028



Note : Also Available As Unsprung Lever With Rose Height 5mm

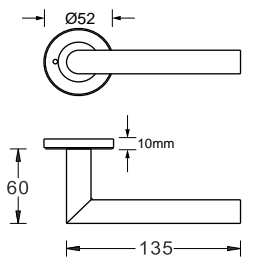


LHE0103

WITH PRIVACY FUNCTION



Note : Also Available As Unsprung Lever With Rose Height 5mm

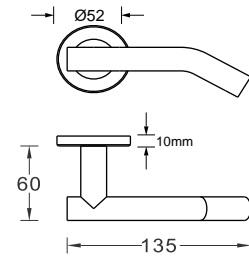


LHE0104

WITH PRIVACY FUNCTION



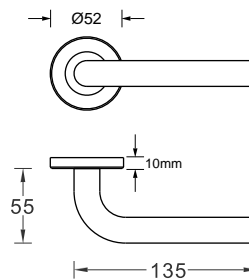
Note : Also Available As Unsprung Lever With Rose Height 5mm



D - Ø22 LHE0201



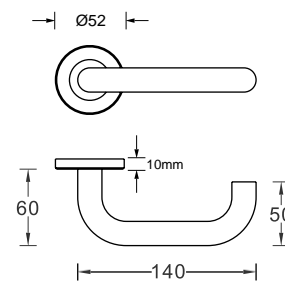
Note : Also Available As Unsprung Lever With Rose Height 5mm



D - Ø22 LHE0202



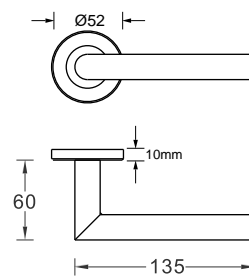
Note : Also Available As Unsprung Lever With Rose Height 5mm



D - Ø22 LHE0203



Note : Also Available As Unsprung Lever With Rose Height 5mm



ESCUTCHEONS



STANDARD

SIZE
52mm x 5mm
52mm x 5mm
52mm x 8mm
52mm x 8mm



EURO PROFILE

SIZE
52mm x 5mm
52mm x 5mm
52mm x 8mm
52mm x 8mm



OVAL PROFILE

SIZE
52mm x 5mm
52mm x 5mm
52mm x 8mm
52mm x 8mm



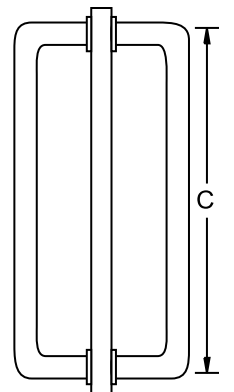
BLANK

SIZE
52mm x 5mm
52mm x 5mm
52mm x 8mm
52mm x 8mm

D SHAPE PULL HANDLE

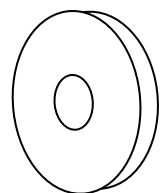


CODE	DIAMETER (D)	BOLT THROUGH FIXING	BACK TO BACK FIXING
PHE006	Ø19	150/ 225 / 300 / 425 / 600	150/ 225 / 300 / 425 / 600
0	Ø22	225 / 300 / 425 / 600	225 / 300 / 425 / 600



CONCEALED ROSE

CODE	DIAMETER (D)	SIZE
0	Ø16	50mm x 5mm
0	Ø19	50mm x 5mm
0	Ø22	50mm x 5mm

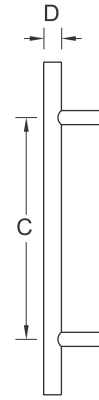


T BAR PULL HANDLE

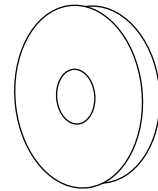
WITH PRIVACY FUNCTION



CODE	DIAMETER (D)	BOLT THROUGH FIXING	BACK TO BACK FIXING
0	Ø19	300 / 400 / 1000	300 / 400 / 1000
0	Ø22	400 / 600 / 750 / 1000	400 / 600 / 750 / 1000



CODE	DIAMETER (D)	SIZE
0	Ø16	50mm x 5mm
0	Ø19	50mm x 5mm
0	Ø22	50mm x 5mm



CONCEALED ROSE

CYLINDER PULLS



STANDARD (KEY WAY)



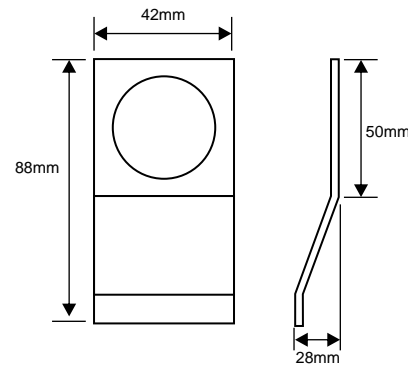
ROUND CYLINDER



EURO PROFILE



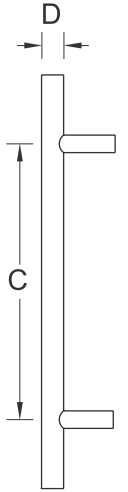
OVAL PROFILE



T BAR CABINET HANDLE



CODE	DIAMETER (D)	CENTER TO CENTER (C)
SFHC0001096	Ø12	156 X 96mm
SFHC0001128	Ø12	188 X 128mm
SFHC0001160	Ø12	220 X 160mm
SFHC0001184	Ø12	244 X 184mm
SFHC0001234	Ø12	294 X 234mm
SFHC0001284	Ø12	344 X 284mm
SFHC0001334	Ø12	394 X 334mm
SFHC0001384	Ø12	444 X 384mm
SFHC0001520	Ø12	494 X 520mm
SFHC0001595	Ø12	544 X 595 mm
SFHC0001520	Ø12	580 X 520mm
SFHC0001595	Ø12	655 X 595mm
SFHC0001646	Ø12	706 X 646mm
SFHC0001775	Ø12	835 X 775mm
SFHC0001860	Ø12	920 X 860mm

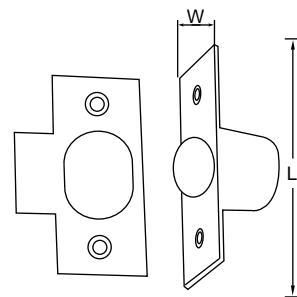


GF0551 : BALES CATCH



ITEM CODE	LENGTH	WIDTH	CASE DEPTH	DIAMETER OF CASE	WT/PCS	Pcs In Inner	Pcs In Outer
MLAL05510160	45	19.5	15	16	0.027	10	100
MLAL05520190	57.5	23.5	17.5	20	0.054	10	100

FINISH AVAILABLE : EB, NP, SNP

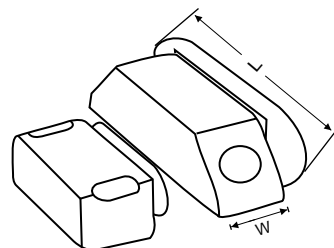


GPL0251 : MAGNETIC CATCH



ITEM CODE	LENGTH	WIDTH	SCREW NO.	WT/PCS	Pcs In Inner	Pcs In Outer
PIRN0251SML	40	22	4	0.021	10	200
PIRN0251LRG	58	22	4	0.037	10	200

COLOR AVAILABLE : BROWN, WHITE

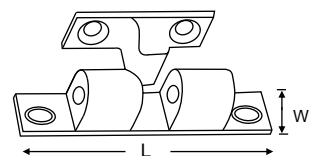


GB2801 : BRASS DOUBLE BALL CATCH

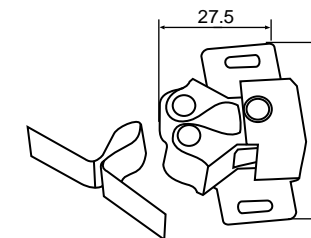


ITEM CODE	LENGTH	WIDTH	HEIGHT	WT/PCS	Pcs In Inner	Pcs In Outer
BMIH2801050	50	9	10	0.027	10	100
BMIH2802044	43	9	9.5	0.054	10	100

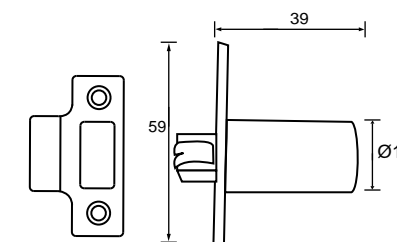

FINISH AVAILABLE - POLISHED & LACQUERED BRASS/CP/SNP



GF0770 : DOUBLE ROLLER CATCH

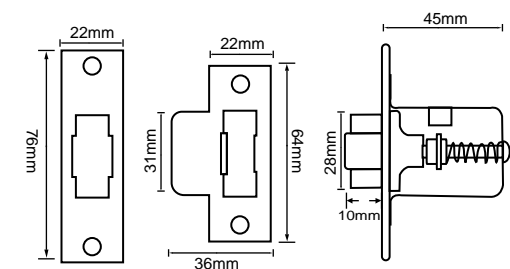


GF0351 : ADJUSTABLE ROLLER CATCH



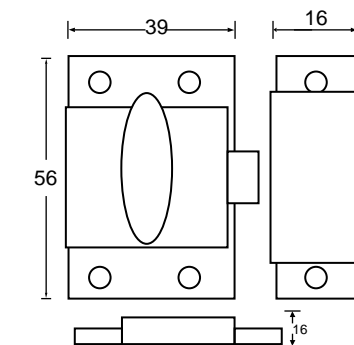
FINISH AVAILABLE : EB, NP, SNP

GF361 : ROLLER BOLT CATCH



FINISH AVAILABLE : EB, NP, SNP

GF0824 : CUPBOARD CATCH




LAL0001: TUBULAR LATCH



NOTE : FOLLOWER IS SUITABLE FOR 8MM SQUARE SPINDLE
ALL FACE PLATE & STRIKE PLATE AVAILABLE AS SQUARE CORNER & RADIUS CORNER
ALL LOCKS & LATCHES WITH BOTH PROVISION 32 TO 38 MILE BOLT THRU CENTRE

LAL0011: TUBULAR LATCH (BOLT THRU)



NOTE : FOLLOWER IS SUITABLE FOR 8MM SQUARE SPINDLE
THIS LOCK IS REMOVABLE FACE PLATE
ALL FACE PLATE & STRIKE PLATE AVAILABLE AS SQUARE CORNER & RADIUS CORNER
ALL LOCKS & LATCHES WITH BOTH PROVISION 32 TO 38 MILE BOLT THRU CENTRE

LAL0021: TUBULAR LATCH (BOLT THRU) WITH STEEL FOLLOWER



NOTE : FOLLOWER IS SUITABLE FOR 8MM SQUARE SPINDLE
LATCH MATERIAL - BRASS
ALL FACE PLATE & STRIKE PLATE AVAILABLE AS SQUARE CORNER & RADIUS CORNER
ALL LOCKS & LATCHES WITH BOTH PROVISION 32 TO 38 MILE BOLT THRU CENTRE


ALL LOCK BODY CASES AVAILABLE IN EXB, EPOXY GREY, EPOXY GREEN FINISH ALL FRONT PLATES & STRIKE PLATE AVAILABLE IN NP, EB, CP, SNP, SCP, SEB, ANTIQUE, ORB FINISHES & STAINLESS STEEL GRADE 201, 304 IN BOTH SATIN, MIRROR FINISH

LAL0031: TUBULAR LATCH (BOLT THROUGH) WITH REMOVABLE FACE PLATE



NOTE : FOLLOWER IS SUITABLE FOR 8MM SQUARE SPINDLE
ALL FACE PLATE & STRIKE PLATE AVAILABLE AS SQUARE CORNER & RADIUS CORNER
ALL LOCKS & LATCHES WITH BOTH PROVISION 32 TO 38 MILE BOLT THRU CENTRE

LAL0081: BABY LATCH



NOTE : FOLLOWER IS SUITABLE FOR 8MM SQUARE SPINDLE
ALL FACE PLATE & STRIKE PLATE AVAILABLE AS SQUARE CORNER & RADIUS CORNER
ALL LOCKS & LATCHES WITH BOTH PROVISION 32 TO 38 MILE BOLT THRU CENTRE

LAL0091: ENDURO BABY LATCH



NOTE : FOLLOWER IS SUITABLE FOR 8MM SQUARE SPINDLE
ALL FACE PLATE & STRIKE PLATE AVAILABLE AS SQUARE CORNER & RADIUS CORNER
ALL LOCKS & LATCHES WITH BOTH PROVISION 32 TO 38 MILE BOLT THRU CENTRE

ALL LOCK BODY CASES AVAILABLE IN EXB, EPOXY GREY, EPOXY GREEN FINISH ALL FRONT PLATES & STRIKE PLATE AVAILABLE IN NP, EB, CP, SNP, SCP, SEB, ANTIQUE, ORB FINISHES & STAINLESS STEEL GRADE 201, 304 IN BOTH SATIN, MIRROR FINISH

LAL0101: ARCHITECTURAL TUBULAR LATCH



NOTE : FOLLOWER IS SUITABLE FOR 8MM SQUARE SPINDLE
 IN 2.5" VERSION BOLT THRU IS NOT AVAILABLE
 ALL FACE PLATE & STRIKE PLATE AVAILABLE AS SQUARE CORNER & RADIUS CORNER
 ALL LOCKS & LATCHES WITH BOTH PROVISION 32 TO 38 MILE BOLT THRU CENTRE

LAL1000: PRESS LOCK



NOTE : 2 TYPE OF KEY 101 NORMAL & 115 LONG KEY
 ALL FACE PLATE & STRIKE PLATE AVAILABLE AS SQUARE CORNER & RADIUS CORNER
 ALL LOCKS & LATCHES WITH BOTH PROVISION 32 TO 38 MILE BOLT THRU CENTRE

LAL1001: RIM DEAD LOCK (LATCH LOCK)



NOTE : FOLLOWER IS SUITABLE FOR 8MM SQUARE SPINDLE
 ALL FACE PLATE & STRIKE PLATE AVAILABLE AS SQUARE CORNER & RADIUS CORNER
 ALL LOCKS & LATCHES WITH BOTH PROVISION 32 TO 38 MILE BOLT THRU CENTRE

ALL LOCK BODY CASES AVAILABLE IN EXB, EPOXY GREY, EPOXY GREEN FINISH ALL FRONT PLATES & STRIKE PLATE AVAILABLE IN NP, EB, CP, SNP, SCP, SEB, ANTIQUE, ORB FINISHES & STAINLESS STEEL GRADE 201, 304 IN BOTH SATIN, MIRROR FINISH

LAL1011: RIM DEAD LOCK 4" X 3"




NOTE : NUMBER OF KEYS DIFFER AVAILABLE 16
 ALL FACE PLATE & STRIKE PLATE AVAILABLE AS SQUARE CORNER & RADIUS CORNER
 ALL LOCKS & LATCHES WITH BOTH PROVISION 32 TO 38 MILE BOLT THRU CENTRE

LAL1021: RIM LOCK 5" X 3"



NOTE : FOLLOWER IS SUITABLE FOR 8MM SQUARE SPINDLE
 NUMBER OF KEYS DIFFER AVAILABLE 16
 ALL FACE PLATE & STRIKE PLATE AVAILABLE AS SQUARE CORNER & RADIUS CORNER
 ALL LOCKS & LATCHES WITH BOTH PROVISION 32 TO 38 MILE BOLT THRU CENTRE

LAL1031: RIM LOCK FLUTED



NOTE : FOLLOWER IS SUITABLE FOR 8MM SQUARE SPINDLE
 NUMBER OF KEYS DIFFER AVAILABLE 16
 ALL FACE PLATE & STRIKE PLATE AVAILABLE AS SQUARE CORNER & RADIUS CORNER
 ALL LOCKS & LATCHES WITH BOLT PROVISION 32 TO 38 MILE BOLT THRU CENTRE

ALL LOCK BODY CASES AVAILABLE IN EXB, EPOXY GREY, EPOXY GREEN FINISH ALL FRONT PLATES & STRIKE PLATE AVAILABLE IN NP, EB, CP, SNP, SCP, SEB, ANTIQUE, ORB FINISHES & STAINLESS STEEL GRADE 201, 304 IN BOTH SATIN, MIRROR FINISH

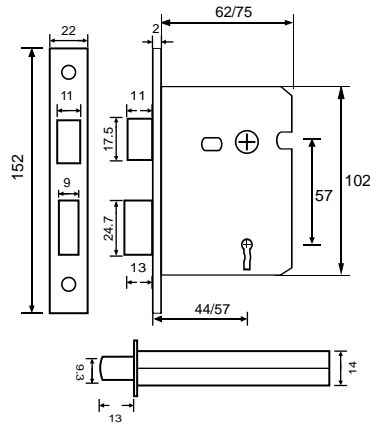
LAL1200: 3 LEVER MORTISE SASH LOCK



FEATURES :

1. OVER 100 KEY DIFFERS
2. EASY BOLT REVERSIBLE MECHANISM
i.e PULL OUT LIVE BOLT ROTATE & RELEASE TO CHANGE FROM INSIDE OPENING TO OUT SIDE OPENING
3. WITH BOLT THROUGH PROVISION

NOTE : FOLLOWER IS SUITABLE FOR 8MM SQUARE SPINDLE
ALL FACE PLATE & STRIKE PLATE AVAILABLE AS SQUARE CORNER & RADIUS CORNER
ALL LOCKS & LATCHES WITH BOLT PROVISION 32 TO 38 MILE BOLT THRU CENTRE



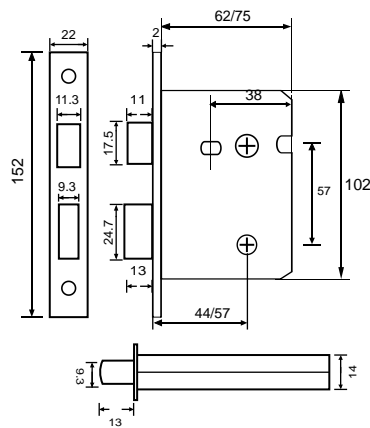
LAL1210: BATHROOM LOCK



FEATURES :

1. EASY BOLT REVERSIBLE MECHANISM
i.e PULL OUT LIVE BOLT ROTATE & RELEASE TO CHANGE FROM INSIDE OPENING TO OUT SIDE OPENING
2. WITH BOLT THROUGH PROVISION

NOTE : FOLLOWER IS SUITABLE FOR 8MM SQUARE SPINDLE
ALL FACE PLATE & STRIKE PLATE AVAILABLE AS SQUARE CORNER & RADIUS CORNER
ALL LOCKS & LATCHES WITH BOLT PROVISION 32 TO 38 MILE BOLT THRU CENTRE



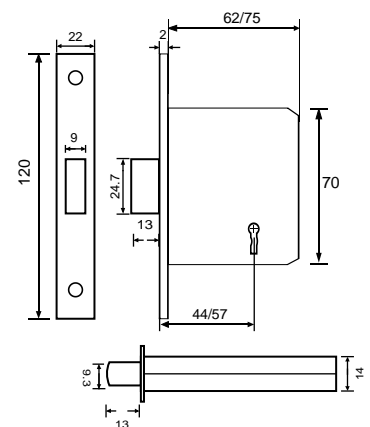
LAL1220: 3 LEVER DEAD LOCK



FEATURES :

1. OVER 100 KEY DIFFERS

FINISHES AVAILABLE : EPOXY BLACK, EPOXY BROWN



ALL LOCK BODY CASES AVAILABLE IN EXB, EPOXY GREY, EPOXY GREEN FINISH ALL FRONT PLATES & STRIKE PLATE AVAILABLE IN NP, EB, CP, SNP, SCP, SEB, ANTIQUE, ORB FINISHES & STAINLESS STEEL GRADE 201, 304 IN BOTH SATIN, MIRROR FINISH

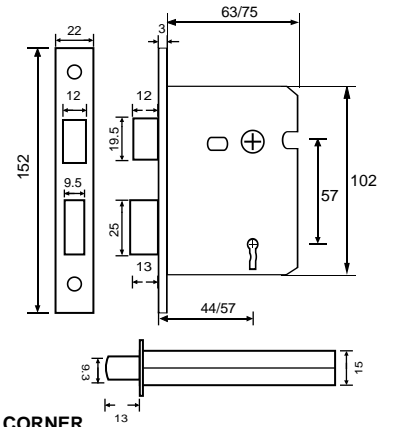
LAL1300: 3 LEVER MORTISE SASH LOCK TYPE -2



FEATURES :

1. OVER 100 KEY DIFFERS
2. WITH BETTER LATCH MECHANISM OFFERING SERVICE LIFE OF MORE THAN 100, 000 CYCLES

NOTE : FOLLOWER IS SUITABLE FOR 8MM SQUARE SPINDLE
ALL FACE PLATE & STRIKE PLATE AVAILABLE AS SQUARE CORNER & RADIUS CORNER
ALL LOCKS & LATCHES WITH BOLT PROVISION 32 TO 38 MILE BOLT THRU CENTRE



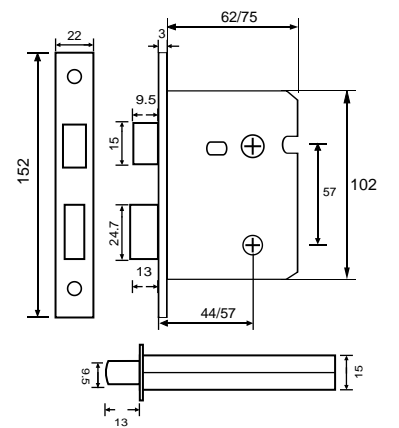
LAL1310: BATHROOM LOCK TYPE -2



FEATURES :

1. WITH BETTER LATCH MECHANISM OFFERING SERVICE LIFE OF MORE THAN 100, 000 CYCLES

NOTE : FOLLOWER IS SUITABLE FOR 8MM SQUARE SPINDLE
ALL FACE PLATE & STRIKE PLATE AVAILABLE AS SQUARE CORNER & RADIUS CORNER
ALL LOCKS & LATCHES WITH BOLT PROVISION 32 TO 38 MILE BOLT THRU CENTRE



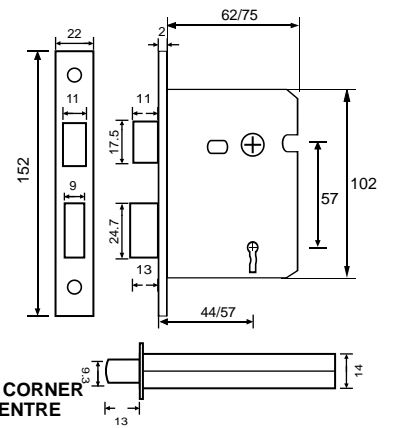
LAL1400: 3 LEVER MORTISE SASH LOCK TYPE -3



FEATURES :

1. OVER 100 KEY DIFFERS
2. WITH BETTER LATCH MECHANISM OFFERING SERVICE LIFE OF MORE THAN 100, 000 CYCLES
3. COMES WITH SEPERATE FACE PLATE
4. EASILY REVERSIBLE LIVE BOLT MECHANISM BY REMOVING THE TOP FACE PLATE & TURNING LIVE BOLT & REFIXING THE FACE PLATE

NOTE : FOLLOWER IS SUITABLE FOR 8MM SQUARE SPINDLE
ALL FACE PLATE & STRIKE PLATE AVAILABLE AS SQUARE CORNER & RADIUS CORNER
ALL LOCKS & LATCHES WITH BOLT PROVISION 32 TO 38 MILE BOLT THRU CENTRE



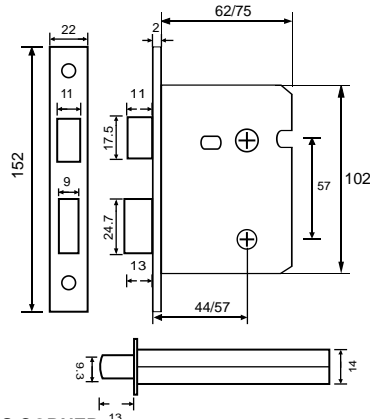
ALL LOCK BODY CASES AVAILABLE IN EXB, EPOXY GREY, EPOXY GREEN FINISH ALL FRONT PLATES & STRIKE PLATE AVAILABLE IN NP, EB, CP, SNP, SCP, SEB, ANTIQUE, ORB FINISHES & STAINLESS STEEL GRADE 201, 304 IN BOTH SATIN, MIRROR FINISH

LAL1410: BATHROOM LOCK TYPE -3



FEATURES :

1. WITH BETTER LATCH MECHANISM OFFERING SERVICE LIFE OF MORE THAN 100,000 CYCLES
2. COMES WITH SEPERATE FACE PLATE
3. EASILY REVERSIBLE LIVE BOLT MECHANISM BY REMOVING THE TOP FACE PLATE & TURNING LIVE BOLT & REFIXING THE FACE PLATE

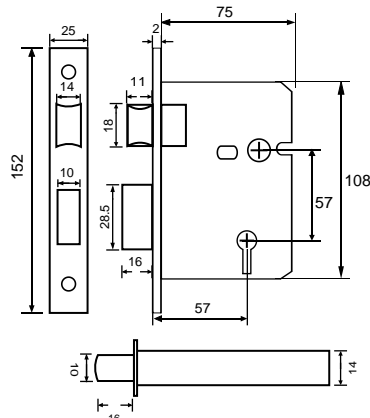


NOTE : FOLLOWER IS SUITABLE FOR 8MM SQUARE SPINDLE
ALL FACE PLATE & STRIKE PLATE AVAILABLE AS SQUARE CORNER & RADIUS CORNER
ALL LOCKS & LATCHES WITH BOLT PROVISION 32 TO 38 MILE BOLT THRU CENTRE

LAL1500: 5 LEVER MORTISE SASH LOCK



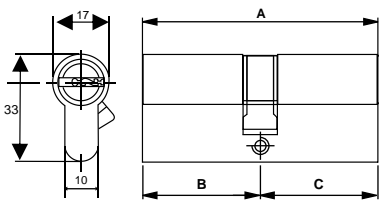
NOTE : FOLLOWER IS SUITABLE FOR 8MM SQUARE SPINDLE
AVAILABLE OVER 500 KEY DIFFERS
ALL FACE PLATE & STRIKE PLATE AVAILABLE AS SQUARE CORNER & RADIUS CORNER
ALL LOCKS & LATCHES WITH BOLT PROVISION 32 TO 38 MILE BOLT THRU CENTRE



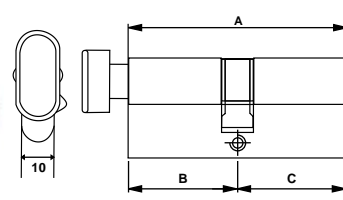
LAL2000: EURO PROFILE CYLINDER 2C & CK



2C



CK



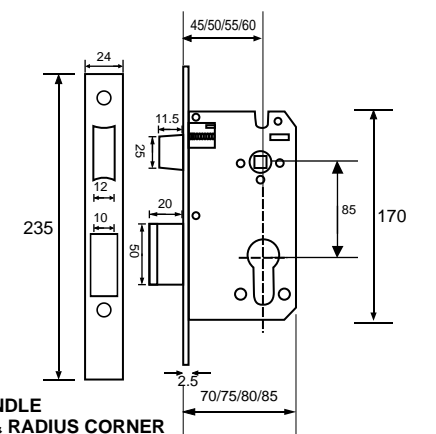
AVAILABLE IN MANY SIZES AS PER CUSTOMER REQUEST
FINISHES AVAILABLE : POLISH BRASS, SATIN NICKEL,

ALL LOCK BODY CASES AVAILABLE IN EXB, EPOXY GREY, EPOXY GREEN FINISH ALL FRONT PLATES & STRIKE PLATE AVAILABLE IN NP, EB, CP, SNP, SCP, SEB, ANTIQUE, ORB FINISHES & STAINLESS STEEL GRADE 201, 304 IN BOTH SATIN, MIRROR FINISH

LAL3000: EURO PROFILE LOCK BODY (85 MM CENTRE)



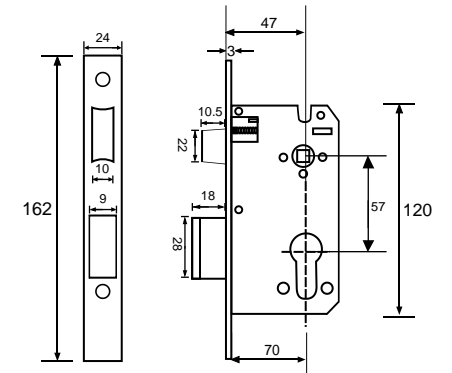
NOTE : FOLLOWER IS SUITABLE FOR 8MM SQUARE SPINDLE
ALL FACE PLATE & STRIKE PLATE AVAILABLE AS SQUARE CORNER & RADIUS CORNER
ALL LOCKS & LATCHES WITH BOLT PROVISION 32 TO 38 MILE BOLT THRU CENTRE



LAL3200: EURO PROFILE LOCK BODY (57 MM CENTRE)



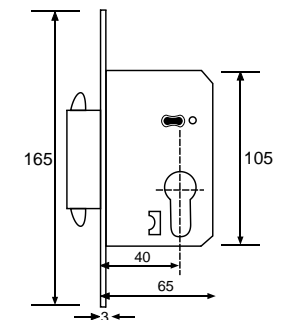
NOTE : FOLLOWER IS SUITABLE FOR 8MM SQUARE SPINDLE
ALL FACE PLATE & STRIKE PLATE AVAILABLE AS SQUARE CORNER & RADIUS CORNER
ALL LOCKS & LATCHES WITH BOLT PROVISION 32 TO 38 MILE BOLT THRU CENTRE



LAL3250: DEAD LOCK DOUBLE JAW TYPE

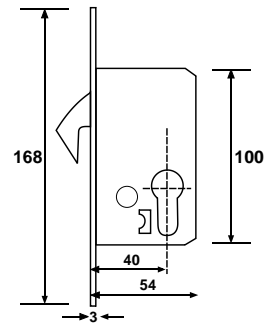


NOTE : FOLLOWER IS SUITABLE FOR 8MM SQUARE SPINDLE
ALL FACE PLATE & STRIKE PLATE AVAILABLE AS SQUARE CORNER & RADIUS CORNER
ALL LOCKS & LATCHES WITH BOLT PROVISION 32 TO 38 MILE BOLT THRU CENTRE

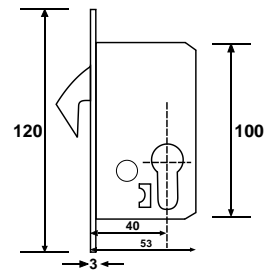


ALL LOCK BODY CASES AVAILABLE IN EXB, EPOXY GREY, EPOXY GREEN FINISH ALL FRONT PLATES & STRIKE PLATE AVAILABLE IN NP, EB, CP, SNP, SCP, SEB, ANTIQUE, ORB FINISHES & STAINLESS STEEL GRADE 201, 304 IN BOTH SATIN, MIRROR FINISH

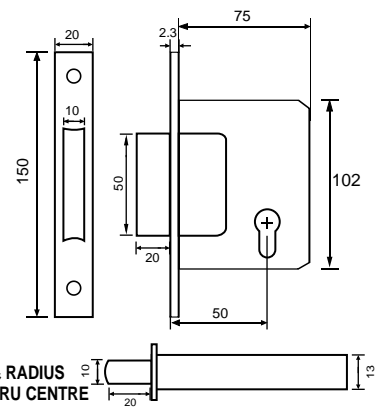
LAL3251: DEAD LOCK FOR SLIDING DOOR



LAL3252: SLIDING DOOR DEAD LOCK NARROW BODY



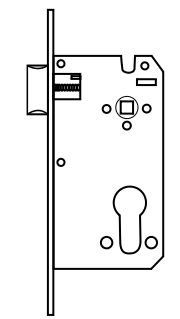
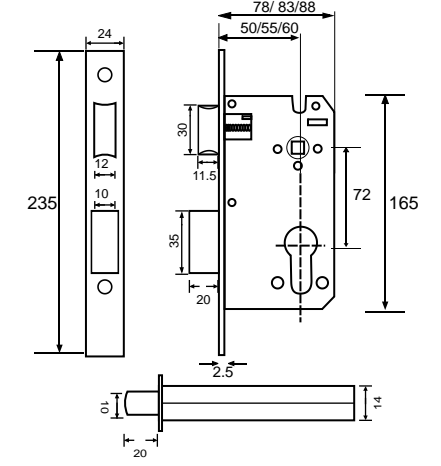
LAL3253: DEAD LOCK



NOTE : ALL FACE PLATE & STRIKE PLATE AVAILABLE AS SQUARE CORNER & RADIUS CORNER ALL LOCKS & LATCHES WITH BOLT PROVISION 32 TO 38 MILE BOLT THRU CENTRE

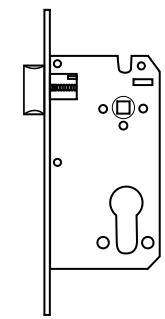
ALL LOCK BODY CASES AVAILABLE IN EXB, EPOXY GREY, EPOXY GREEN FINISH ALL FRONT PLATES & STRIKE PLATE AVAILABLE IN NP, EB, CP, SNP, SCP, SEB, ANTIQUE, ORB FINISHES & STAINLESS STEEL GRADE 201, 304 IN BOTH SATIN, MIRROR FINISH

LAL4000: EURO PROFILE CYLINDER LOCK BODY

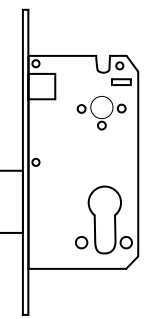


EURO LATCH

ALSO AVAILABLE AS



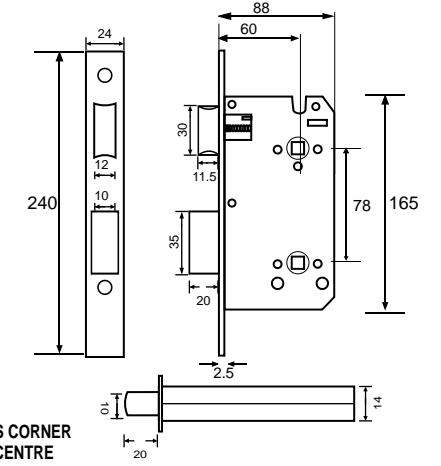
EURO NIGHTLATCH



EURO DEAD LOCK

ALSO AVAILABLE WITH RADIUS FACE PLATE

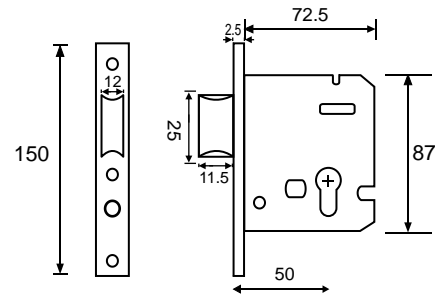
LAL4100: BATHROOM LOCK BODY



NOTE : FOLLOWER IS SUITABLE FOR 8MM SQUARE SPINDLE ALL FACE PLATE & STRIKE PLATE AVAILABLE AS SQUARE CORNER & RADIUS CORNER ALL LOCKS & LATCHES WITH BOLT PROVISION 32 TO 38 MILE BOLT THRU CENTRE

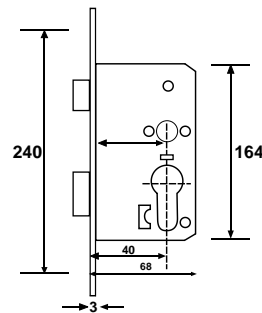
ALL LOCK BODY CASES AVAILABLE IN EXB, EPOXY GREY, EPOXY GREEN FINISH ALL FRONT PLATES & STRIKE PLATE AVAILABLE IN NP, EB, CP, SNP, SCP, SEB, ANTIQUE, ORB FINISHES & STAINLESS STEEL GRADE 201, 304 IN BOTH SATIN, MIRROR FINISH

LAL4200: COMPACT NIGHTLATCH IN ARCHITECTURAL LATCH CASE



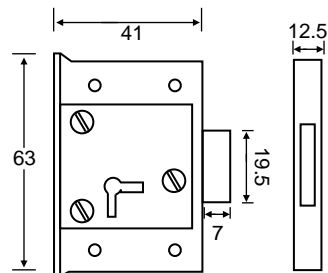
NOTE : FOLLOWER IS SUITABLE FOR 8MM SQUARE SPINDLE
ALL FACE PLATE & STRIKE PLATE AVAILABLE AS SQUARE CORNER & RADIUS CORNER
ALL LOCKS & LATCHES WITH BOLT PROVISION 32 TO 38 MILE BOLT THRU CENTRE

LAL4300: ROLLER CATCH LOCK FOR BOTH SIDE OPENING DOOR



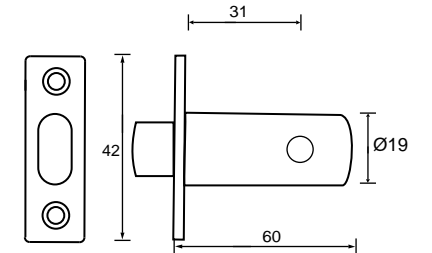
NOTE : FOLLOWER IS SUITABLE FOR 8MM SQUARE SPINDLE
ALL FACE PLATE & STRIKE PLATE AVAILABLE AS SQUARE CORNER & RADIUS CORNER
ALL LOCKS & LATCHES WITH BOLT PROVISION 32 TO 38 MILE BOLT THRU CENTRE

GBL1171 : BRASS DRAWER LOCK

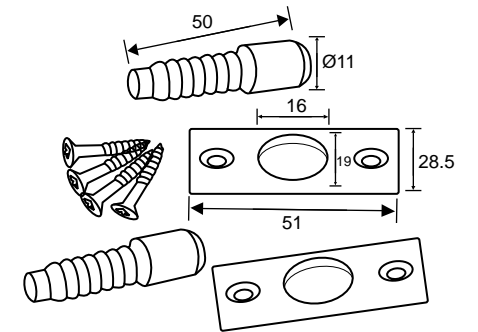


ALL LOCK BODY CASES AVAILABLE IN EXB, EPOXY GREY, EPOXY GREEN FINISH ALL FRONT PLATES & STRIKE PLATE AVAILABLE IN NP, EB, CP, SNP, SCP, SEB, ANTIQUE, ORB FINISHES & STAINLESS STEEL GRADE 201, 304 IN BOTH SATIN, MIRROR FINISH

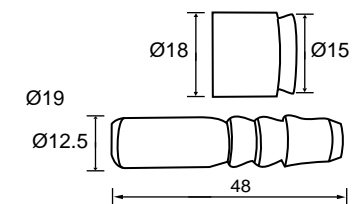
GBL1201 : BRASS DOOR RACK BOLT



70010 : HINGE BOLT



70020: DEAD HINGE BOLT



ALL LOCK BODY CASES AVAILABLE IN EXB, EPOXY GREY, EPOXY GREEN FINISH ALL FRONT PLATES & STRIKE PLATE AVAILABLE IN NP, EB, CP, SNP, SCP, SEB, ANTIQUE, ORB FINISHES & STAINLESS STEEL GRADE 201, 304 IN BOTH SATIN, MIRROR FINISH

OTHER MISCELLANEOUS SECURITY FITTINGS



DOOR VIEWER

CODE	FINISH
ADSB0101	BRASS
ADSB0102	CHROME



SECURITY DOOR CHAIN

CODE	FINISH
ADSZ0003	NICKEL



CONCEALED SECURITY DOOR CHAIN

CODE	FINISH
ADSZ0004	NICKEL
ADSZ0005	EB



SECURITY DOOR CHAIN

CODE	FINISH
ADSM009	NICKEL
ADSM010	BRASS

COMING SOON

MULTI POINT LOCK




SECURITY DOOR CHAIN



CYLINDER NIGHTLATCH



SECURITY DOOR GUARD



NIGHTLATCH



SECURITY BOLT

* OVAL PROFILE LOCK BODY
 * EURO PROFILE MORTISE LOCK BODY (47.5)
 * 5 LEVER DEAD LOCK

COMING SOON



TUBULAR DEAD BOLT



HEAVY DUTY ARCHITECTURAL
TUBULAR LATCH



SIGNAGES

AVAILABLE DOOR HANDLE FINISHES

NP	NICKEL PLATING
BNLP	BLACK NICKEL LIGHT PLATING
PP	PEWTER PLATING
ACB	ANTIQUE COPPER BRIGHT
ORB	OIL RUBBED BRONZE
CP	CHROME PLATING
BND	BLACK NICKEL DARK
PMP	PEWTER MATT PLATING
ACM	ANTIQUE COPPER MATT
ORBM	OIL RUBBED BRONZE MATT
ABLP	ANTIQUE BRASS LIGHT PLATING
SB	SATIN BRASS PLATING
SNP	SATIN NICKEL PLATING
DC	DUROSIL COATING
BPC	BLACK POWDER COATING
SNP	SATIN NICKEL PLATING
WPC	WHITE POWDER COATING
IPC	IVORY POWDER COATING
ABPC	ANTIQUE BLACK POWDER COATING
ABPC	ANTIQUE BROWN POWDER COATING
ACPC	ANTIQUE COPPER POWDER COATING
PP	PLAIN POLISH
SP	SATIN POLISH
ACMP	ANTIQUE COPPER MATT PLATING

NOTE

- * All Weight Given are Approximate and can Vary
- * All Data & Photos Printed In This Catalogue Represent The Product to Close Details, However There May Be Some Variations in Real Product & Photograph.
- * All Information and Photograph is Property of **D. P. GARG PVT. LTD.**
It is illegal to reproduce any photograph & data without prior written consent of the company.